

The Honeycomb Insurance Process



File Your Insurance Claim

- We'll contact your insurance carrier with you to report damage
- Insurance company will assign an adjuster to visit your home.



Adjuster Meeting

- Your insurance carrier will schedule a meeting with an adjuster.
- **Please keep Honeycomb updated with your adjuster appointment date and time, as well as any other communication from your insurance company.**
- Honeycomb will meet with your insurance adjuster to ensure all damage is properly identified and included in your claim.
- We advocate for you, your home, and necessary code upgrades.



Schedule Claim Review, Color Selection & Payment Collection

- You'll receive a Summary of Loss, which Honeycomb will review with you to clarify coverage, exclusions, and available options.
- You will complete your color and material selections for all items your insurance approved: Roof, Siding, Gutters.
- Once your materials are selected and your first payment (ACV amount + deductible) is received, we will proceed with scheduling your installation.



Roof Installation (Roof, Siding, Gutters)

- You'll Receive a Welcome Email - Please Read!
- Protect your home, landscaping, and driveway before starting.
- Each Scope of Work is scheduled on separate days to ensure quality and efficiency.
- Installations are completed by our trained Honeycomb crew.
- Once all work is complete and you're satisfied, Honeycomb will send supplements once supplements are complete, we'll send COC (Certificate of Completion).



Final Walkthrough

- Conduct a final walkthrough with you to inspect all scopes of work
- A final Honeycomb inspection ensures top quality and satisfaction.
- One last clean up




Collect Final Payment & Warranty

- After COC (Certification of Completion), your insurance releases the final payment (recoverable depreciation).
- Once received, we issue your Honeycomb workmanship warranty and manufacturer registration for your records.
- Collect Final Payment





Congratulations!

By taking these steps toward a new roof, you're making a smart investment in your home's safety, value, and beauty. Honeycomb Roofing & Exteriors is proud to guide you through the process, ensuring your upgrade is smooth, professional, and worry-free. We look forward to delivering a roof you and your family can enjoy for years to come!

 (317) 743-4483

 info@honeycombexteriors.com

 honeycombexteriors.com

 1691 S Ronald Reagan Pkwy,
Avon, IN 46123

